



SULTANATE OF OMAN
MINISTRY OF EDUCATION

TEAM Together OMAN 1B



Photocopiables Teaching Notes

Contents

Photocopiable	Unit	Content
12	Unit 5	qu, e, j, y
13	Unit 6	w, x, z
14	Unit 7	Double consonants, kn, consonant blends 1 and 2
15	Unit 8	Consonant blends 3 and 4
16	Unit 5	Vocabulary – My body
17	Unit 6	Vocabulary – My clothes
18	Learning Club 3	Days of the week
19	Learning Club 3	Daily activities
20	Unit 7	Vocabulary – Animals
21	Unit 8	Vocabulary – Food
22	Learning Club 4	Numbers 7–12
23	Learning Club 4	Telling the time

Photocopiable 12 – Unit 5 sounds

Pupils work on their own. Give a copy of the worksheet to each pupil.

Activity 1: Pupils need to read the letters, match each letter to a picture and say the word.

Answer key 1 e 2 y 3 q 4 j

Activity 2: Pupils need to look at the pictures, say the words and tick the target letters.

Answer key 1 j 2 y 3 e 4 qu 5 qu 6 y

Activity 3: Pupils need to draw lines from the silhouettes to the pictures. They say the words and trace the initial letters.

Answer key 1 y, yes 2 e, engine 3 qu, queen 4 j, jump

Activity 4: Pupils need to look at the pictures and write the target letters.

Answer key 1 e 2 y 3 j 4 qu

Activity 5: Pupils need to follow the letters to spell the words. They say each letter. Then they have to look at the picture and write the word next to it.

Answer key 1 yell 2 hen

Activity 6: Pupils need to order the letters and write the words. Then they read the words.

Answer key 1 quack 2 jet

Photocopiable 13 – Unit 6 sounds

Pupils work on their own. Give a copy of the worksheet to each pupil.

Activity 1: Pupils need to read the letters, match each letter to a picture and say the word.

Answer key 1 z 2 x 3 w 4 x 5 w 6 z

Activity 2: Pupils need to look at the pictures. They say and circle the target letters.

Answer key 1 z 2 x 3 w 4 z 5 w 6 x

Activity 3: Pupils need to draw lines from the silhouettes to the pictures. They say the words and trace the initial letters.

Answer key 1 w, wave 2 z, zigzag 3 s, six 4 f, fox

Activity 4: Pupils need to look at the pictures and write the target letters.

Answer key 1 w 2 z 3 w 4 x

Activity 5: Pupils need to follow the letters to spell the words. Then they have to write and say the words.

Answer key 1 win 2 mix

Activity 6: Pupils need to order the letters and write the words. Then they read the words.

Answer key 1 wax 2 zip 3 wet 4 fix

Photocopiable 14 – Unit 7 sounds

Pupils work on their own. Give a copy of the worksheet to each pupil.

Activity 1: Pupils need to read the letters, match each letter to a picture and say the word.

Answer key 1 fl 2 bb 3 cr 4 nn 5 br 6 cl

Activity 2: Pupils need to look at the pictures. They say and circle the target letters.

Answer key 1 ll 2 kn 3 fl 4 dr 5 fr 6 pp

Activity 3: Pupils need to draw lines from the silhouettes to the pictures. They say the words and trace the initial letters.

Answer key 1 dr, dress 2 kn, knot 3 fr, frog

Activity 4: Pupils need to draw lines matching the target letters to make the words. Then they have to say and write the words.

Answer key 1 kn-i-t, knit 2 b-e-ll, bell 3 cl-a-m, clam

Activity 5: Pupils need to follow the letters to spell the words. Then they have to write and say the words.

Answer key 1 clock 2 plug 3 knock

Activity 6: Pupils need to order the letters and write the words.

Answer key 1 brick 2 chess

Photocopiable 15 – Unit 8 sounds

Pupils work on their own. Give a copy of the worksheet to each pupil.

Activity 1: Pupils need to read the letters, match each letter to a picture and say the word.

Answer key 1 mp 2 sp 3 sk 4 st 5 ld 6 sl

Activity 2: Pupils need to look at the pictures. They say and circle the target letters.

Answer key 1 nd 2 sk 3 nk 4 sw 5 mp 6 ld

Activity 3: Pupils need to draw lines from the silhouettes to the pictures. They say the words and trace the initial letters or final letters.

Answer key 1 st, step 2 sp, spot 3 sk, desk

Activity 4: Pupils need to draw lines matching the target letters to make the words. Then they have to say and write the words.

Answer key 1 sw-im, swim 2 ca-mp, camp 3 po-nd, pond

Activity 5: Pupils need to follow the letters to spell the words. Then they have to write and say the words.

Answer key 1 tank 2 smell

Activity 6: Pupils need to order the letters and write the words.

Answer key 1 pond 2 list 3 slip

Photocopiable 16 – Unit 5 vocabulary

Pupils work on their own. Give a copy of the worksheet to each pupil.

Activity 1: Read out the following words, pausing after each one for pupils to repeat: head, legs, arms, body.

Activity 2: Read out the following words, pausing after each one for pupils to point at the correct picture: hair, face, feet, hands.

Activity 3: Read out the following words, pausing after each one for pupils to circle their answers: feet, body, hands, head.

Activity 4: Drawing personalisation activity.

Photocopiable 17 – Unit 6 vocabulary

Pupils work on their own. Give a copy of the worksheet to each pupil.

Activity 1: Read out the following words, pausing after each one for pupils to repeat: jacket, T-shirt, sandals, skirt.

Activity 2: Read out the following words, pausing after each one for pupils to point at the correct picture: dishdasha, socks, hat, dress.

Activity 3: Read out the following words, pausing after each one for pupils to circle their answers: hat, skirt, jacket, dishdasha.

Activity 4: Drawing personalisation activity.

Photocopiable 18 – Days of the week

Pupils work on their own. Give a copy of the worksheet to each pupil.

Activity 1: Read out the following words, pausing after each one for pupils to repeat: Sunday, Monday, Tuesday, Wednesday, Thursday, Friday, Saturday.

Activity 2: Read out the following words, pausing after each one for pupils to circle their answers: Monday, Sunday, Tuesday, Thursday.

Activity 3: Read out the following words, pausing after each one for pupils to number the word: Sunday, Monday, Tuesday, Wednesday, Thursday, Friday, Saturday.

Activity 4: Read out the following words, pausing after each one for pupils to draw a line from the number to the word: Sunday, Monday, Tuesday, Wednesday, Thursday, Friday, Saturday.

Photocopiable 19 – Daily activities

Pupils work on their own. Give a copy of the worksheet to each pupil.

Activity 1: Read out the following words, pausing after each one for pupils to repeat: I get up, I go to school, I have lunch, I go to bed.

Activity 2: Read out the following words, pausing after each one for pupils to circle their answers: I have lunch, I go to bed, I get up, I go to school.

Activity 3: Read out the following words, pausing after each one for pupils to match the words to the pictures: I get up, I go to school, I have lunch, I go to bed.

Activity 4: Drawing personalisation activity.

Photocopiable 20 – Unit 7 vocabulary

Pupils work on their own. Give a copy of the worksheet to each pupil.

Activity 1: Read out the following words, pausing after each one for pupils to repeat: hippo, monkey, tiger, zebra.

Activity 2: Read out the following words, pausing after each one for pupils to point at the correct picture: lizard, frog, spider, snake.

Activity 3: Read out the following words, pausing after each one for pupils to circle their answers: snake, spider, zebra, monkey.

Activity 4: Drawing personalisation activity.

Photocopiable 21 – Unit 8 vocabulary

Pupils work on their own. Give a copy of the worksheet to each pupil.

Activity 1: Read out the following words, pausing after each one for pupils to repeat: apples, lemons, cakes, lemonade.

Activity 2: Read out the following words, pausing after each one for pupils to point at the correct picture: carrots, juice, grapes, sweets.

Activity 3: Read out the following words, pausing after each one for pupils to circle their answers: lemonade, juice, cakes, carrots.

Activity 4: Drawing personalisation activity.

Photocopiable 22 – Numbers 7–12

Pupils work on their own. Give a copy of the worksheet to each pupil.

Activity 1: Read out the following words, pausing after each one for pupils to repeat: seven, eight, nine, ten, eleven, twelve.

Activity 2: Pupils need to complete and write the target numbers.

Activity 3: Pupils need to write the missing number on each line.

Activity 4: Pupils colour the key in colours of their choice, then colour in the artwork to match their colour key.

Photocopiable 23 – Telling the time

Pupils work on their own. Give a copy of the worksheet to each pupil.

Activity 1: Read out the following words, pausing after each one for pupils to repeat: seven o'clock, nine o'clock, two o'clock, eleven o'clock.


Activity 2: Read out the following words, pausing after each one for pupils to point at the correct picture: eleven o'clock, ten o'clock, one o'clock, nine o'clock.

Activity 3: Read out the following words, pausing after each one for pupils to draw: eight o'clock, twelve o'clock, ten o'clock, seven o'clock.

Activity 4: Drawing personalisation activity.

1 Look, match and say.

1



2



3



4



qu

e

j

y

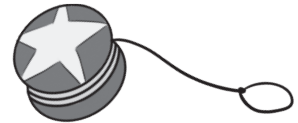
2 Look and say. Tick (✓).

1



j qu

2



y j

3




y e

4



qu e

5



y qu

6



e y

3 Match, say and write.

1

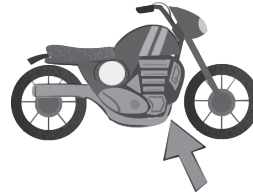


Yes



1
2
3 **es**
4

2



1
2
3 **ngine**
4


3

Yes



1
2
3 **een**
4

4



1
2
3 **ump**
4

4 Look and write.

1



1
2
3
4

2




1
2
3
4

3



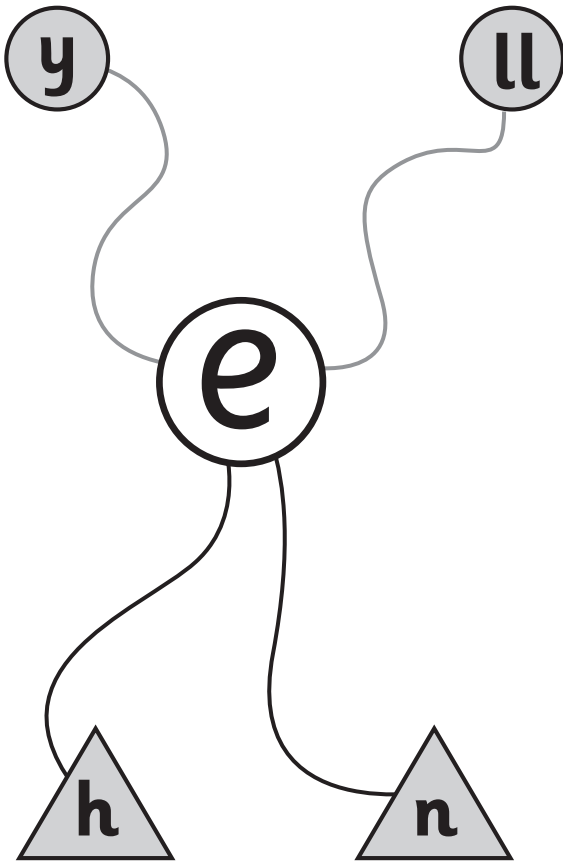
1
2
3
4

4



1
2
3
4

5 Follow and say. Look and write.



1



1
 2
 3
 4


2



1
 2
 3
 4

6 Order, write and say.

1



ck qu a

1
 2
 3
 4


2



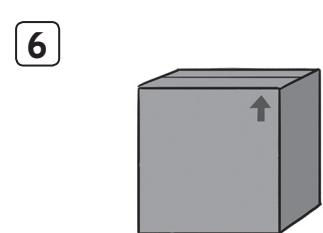



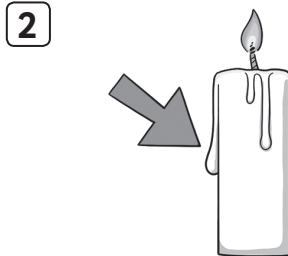

t j e

1
 2
 3
 4

1 Look, match and say.




2 Look, say and circle.



3 Match, say and write.

1



1
2
3 ave
4

2




1
2
3 igzag
4

3



1
2
3 ix
4


4



1
2
3 ox
4

4 Look and write.

1



1
2
3
4

2



1
2
3
4

3



1
2
3
4

4



1
2
3
4

5 Look and follow. Write and say.

1 **w** **i** **n**

1
 2
 3
 4



2 **m** **i** **x**

1
 2
 3
 4



6 Order, write and say.

1  **x** **w** **a**

1
 2
 3
 4

2  **i** **p** **z**

1
 2
 3
 4

3  **e** **t** **w**

1
 2
 3
 4

4  **x** **f** **i**


1
 2
 3
 4

1 Look, match and say.

1



2



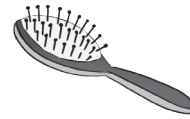
3



4



5



6



bb

nn

fl


cl

br

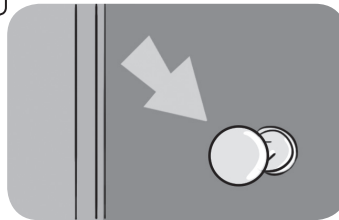
cr

2 Look, say and circle.

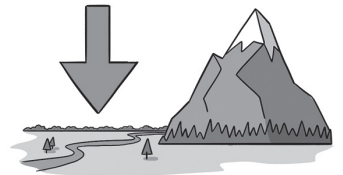
1



2



3



ll

pp

cl

kn


pl

fl

4



5



6



dr

gr



br



fr

pp

bb


3 Match, say and write.

1   1
2
3 _____ **ess**
4

2   1
2
3 _____ **ot**
4

3   1
2
3 _____ **og**
4

4 Match, say and write.

1  **kn** **a** **m** 1
2
3 _____
4

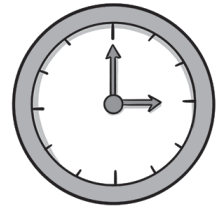
2  **b** **i** **t** 1
2
3 _____
4

3  **cl** **e** **ll** 1
2
3 _____
4

5 Look and follow. Write and say.


1

1 _____
 2 _____
 3 _____
 4 _____



2

1 _____
 2 _____
 3 _____
 4 _____




3

1 _____
 2 _____
 3 _____
 4 _____

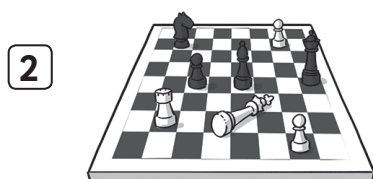


6 Order, write and read.



ck br i

1 _____
 2 _____
 3 _____
 4 _____



e ch ss


1 _____
 2 _____
 3 _____
 4 _____

1 Look, match and say.

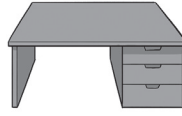
1



2



3



4



5



6



ld

st

mp

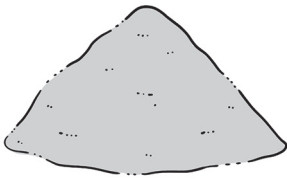
sl

sk

sp

2 Look, say and circle.

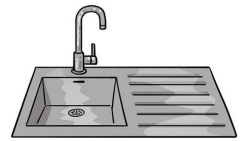
1



2



3



nd

mp

nk

sk

ld

nk

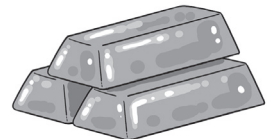
4



5



6



sw

sm

mp

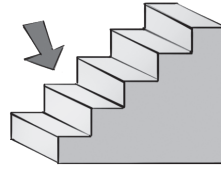
ld

ld

nd


3 Match, say and write.

1



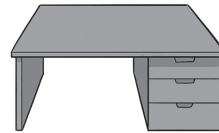

1
2
3 ep
4

2



1
2
3 ot
4

3



1
2
3 de
4

4 Match, say and write.

1



sw

nd

1
2
3
4

2




ca

im

1
2
3
4

3

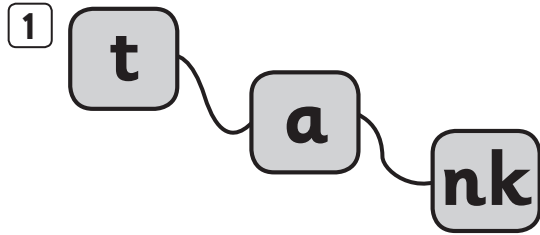


po

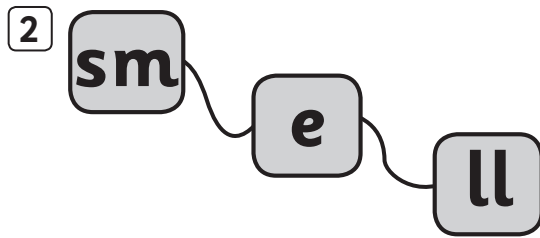

mp

1
2
3
4

5 Look and follow. Write and say.




1 _____
 2 _____
 3 _____
 4 _____



1 _____
 2 _____
 3 _____
 4 _____



6 Order, write and read.



1 _____
 2 _____
 3 _____
 4 _____




1 _____
 2 _____
 3 _____
 4 _____

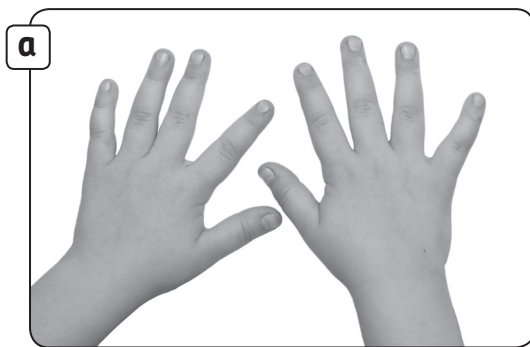


1 _____
 2 _____
 3 _____
 4 _____


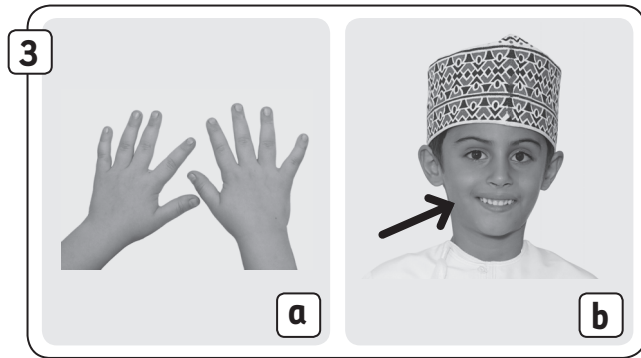

1 Look, listen and say.



2 Listen. Look and point.



3 Look, listen and circle.



4 Draw your body and say.

1 Look, listen and say.



2 Listen. Look and point.



3 Look, listen and circle.

1



a b

2



a b

3




a b

4



a b

4 Draw your favourite clothes and say.



1 Look, listen and say.

Sunday	Monday	Tuesday
Wednesday	Thursday	Friday
	Saturday	

2 Look, listen and circle.

1

a

Wednesday

b

Monday

c

Thursday

2

a

Sunday

b

Tuesday

c

Saturday

3

a

Friday

b

Wednesday

c

Tuesday

4

a

Thursday

b

Saturday

c

Monday

3 Look, listen and number.

Wednesday

Monday

Friday

Sunday

Saturday

Tuesday

Thursday

4 Look, listen and match.

1

Wednesday

2

Saturday

3

Monday

4

Sunday

5

Tuesday


6

Friday

7

Thursday

1 Look, listen and say.



2 Look, listen and circle.

1	a		b		c	
2	a		b		c	
3	a		b		c	
4	a		b		c	

3 Look, listen and match.

1 I get up.



2 I go to school.



3 I have lunch.



4 I go to bed.



4 Draw your favourite daily activity and say.




1 Look, listen and say.




2 Listen. Look and point.



3 Look, listen and circle.




4 Draw your favourite animal and say.






1 Look, listen and say.




2 Listen. Look and point.



3 Look, listen and circle.



4 Draw your favourite food and say.



1 Look, listen and say.

2 Trace and copy.

3 Look and write the missing numbers.

a 4 5 6


b 8 10 11

c 9 10 12


d 7 8 9

4 Choose and colour.




7	<input type="checkbox"/>
8	<input type="checkbox"/>
9	<input type="checkbox"/>
10	<input type="checkbox"/>
11	<input type="checkbox"/>
12	<input type="checkbox"/>



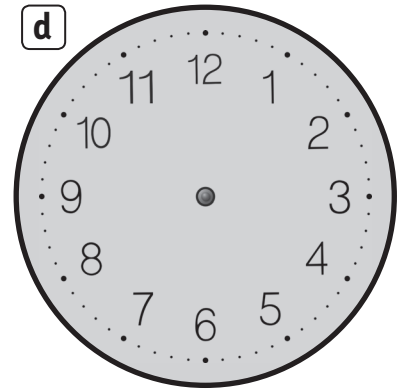
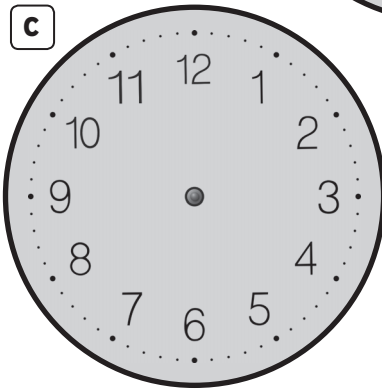
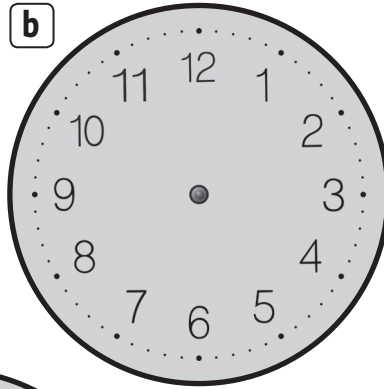
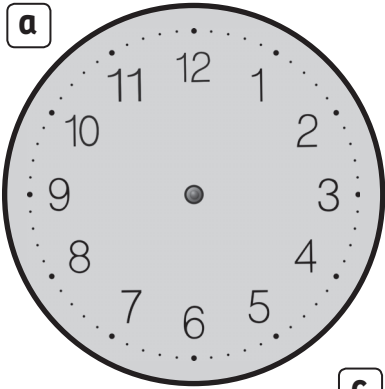
1 Look, listen and say.



2 Listen. Look and point.



3 Listen, draw and say.



4 Draw your favourite time and say.

